

6.5" Extended Woofer

**PURE  
SOUND**

Long Stroke driver with  
Ultra Low Distortion

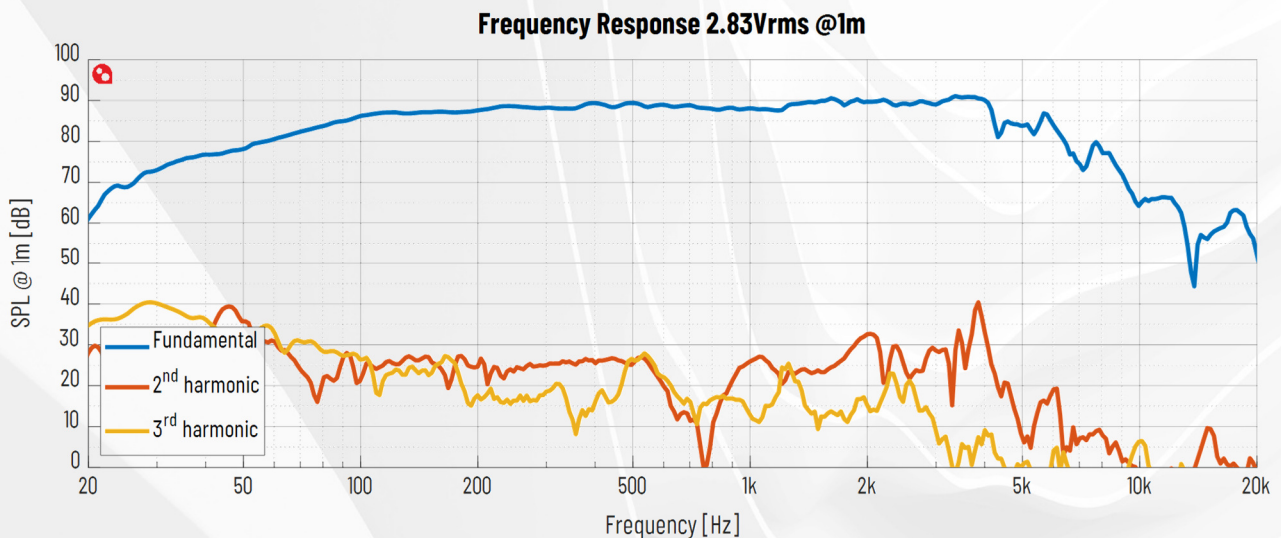


**PTT6.5X04-NFA-01 (aka PTT6.5W04-01)**  
**DATA SHEET**

**KEY SPECIFICATIONS**

- ⊙ Negligible Force Factor Modulation and Surround Radiation Distortion
- ⊙ Low Magnetic Hysteresis Distortion
- ⊙ "Real" long-stroke Performance: Distortion remains low over full Excursion
- ⊙ Uncompromised Midrange Performance
- ⊙ Designed and Manufactured in Denmark

|                              |                       |
|------------------------------|-----------------------|
| Driver size                  | 6.5"                  |
| DC resistance, $R_{DC}$      | 3.7 $\Omega$          |
| Resonance freq., $f_s$       | 30 Hz                 |
| Total Q factor, $Q_{ts}$     | 0.27                  |
| Effective piston area        | 133 cm <sup>2</sup>   |
| Equivalent volume, $V_{as}$  | 26 L                  |
| SPL@2.83V <sub>rms</sub> /1m | 88.7 dB               |
| Linear $X_{max}$             | +/- 9.8 mm            |
| Mechanical $X_{max}$         | +/- 14.5 mm           |
| IEC Power handling           | 250 W                 |
| Cone material                | Proprietary Fibre Mix |



# 1 Specifications

## 1.1 Electrical & Acoustical Parameter

| Parameter |   | Typ  | Unit     |
|-----------|---|------|----------|
| $Z_n$     | Nominal impedance   | 4    | $\Omega$ |
| $Z_{min}$ | Minimum impedance above resonance   | 4.2  | $\Omega$ |
| $f_{min}$ | Frequency for minimum impedance   | 268  | Hz       |
| $Z_o$     | Maximum impedance   | 78   | $\Omega$ |
| $R_{DC}$  | DC resistance   | 3.7  | $\Omega$ |
| $L_e$     | Voice Coil inductance @ 1kHz 0mm  | 0.38 | mH       |
| SPL       | SPL@2.83V <sub>rms</sub> /1m, 300Hz-800Hz, ref. 20 $\mu$ Pa (infinite baffle / 2pi) | 88.7 | dB       |
|           | SPL@1W( $Z_{min}$ )/1m, 300Hz-800Hz, ref. 20 $\mu$ Pa (infinite baffle / 2pi)       | 85.9 | dB       |

Table 1 Electrical &amp; Acoustical Parameters

## 1.2 T/S & Lumped Parameters

| Parameter |                           | Typ   | Unit            |
|-----------|---------------------------|-------|-----------------|
| $f_s$     | Resonance frequency       | 30    | Hz              |
| $Q_{ms}$  | Mechanical Q factor       | 5.8   | -               |
| $Q_{es}$  | Electrical Q factor       | 0.28  | -               |
| $Q_{ts}$  | Total Q factor            | 0.27  | -               |
| $V_{as}$  | Equivalent volume         | 25.9  | L               |
| $S_d$     | Effective piston area     | 132.7 | cm <sup>2</sup> |
| $D$       | Effective piston diameter | 13.0  | cm              |
| $Bl$      | Force factor              | 8.1   | N/A             |
| $R_{ms}$  | Mechanical resistance     | 0.88  | kg/s            |
| $M_{ms}$  | Moving mass               | 26.7  | g               |
| $C_{ms}$  | Suspension compliance     | 1.04  | mm/N            |

Table 2 T/S &amp; Lumped Parameters

## 1.3 Mechanical Properties

| Parameter                    |  | Typ     | Unit |
|------------------------------|--|---------|------|
| <b>Excursion Properties</b>  |  |         |      |
| $X_{max}$                    | Linear excursion = (Voice Coil length - Airgap height) / 2 | +/-9.8  | mm   |
|                              | Mechanical excursion                                       | +/-14.5 | mm   |
| <b>Physical Dimensions</b>   |  |         |      |
|                              | Basket diameter  | 176     | mm   |
|                              | Cutout diameter  | 145     | mm   |
|                              | Mounting hole pattern diameter                             | 166     | mm   |
|                              | Mounting hole diameter                                     | 4.6     | mm   |
|                              | Magnet diameter  | 100     | mm   |
|                              | Outer flange height  | 3.6     | mm   |
|                              | Build-in depth   | 85.2    | mm   |
|                              | Weight   | 1.75    | kg   |
| <b>Voice Coil Properties</b> |  |         |      |
|                              | Voice Coil diameter  | 39      | mm   |
|                              | Voice Coil length  | 23.6    | mm   |
|                              | Voice Coil layers  | 4       | -    |
|                              | Airgap height  | 4       | mm   |
|                              | Winding material   | CCAW    | -    |

Table 3 Mechanical Properties

## 1.4 Power Handling

| Parameter |   | Typ | Unit |
|-----------|---|-----|------|
|           | Long term maximum power (IEC268-5 18.2) | 250 | W    |
|           | Rated noise power, 100h (IEC268-5 18.4) | 80  | W    |

Table 4 Power Handling

### 1.5 Typical Performance, Graphs

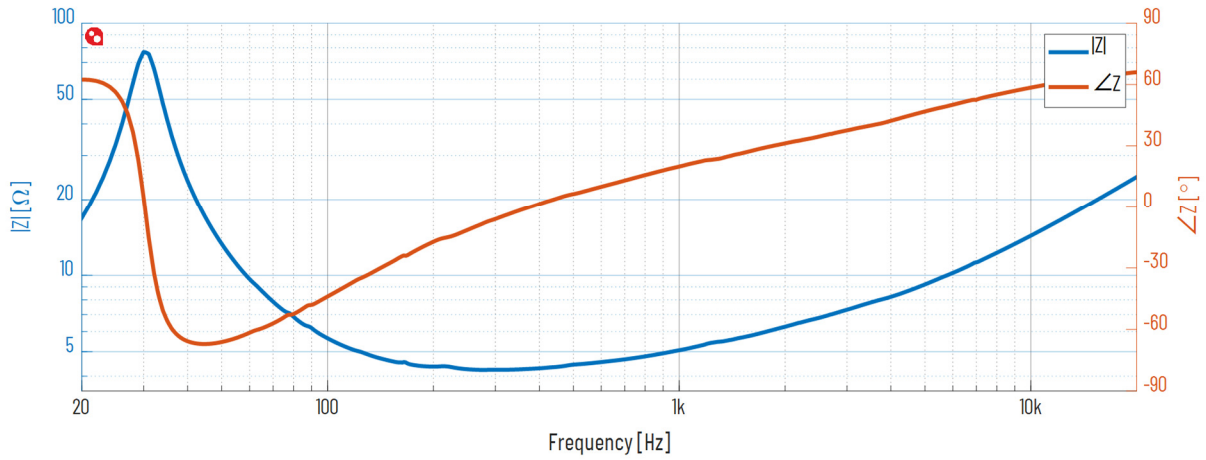


Figure 1 Impedance Response @ 2.83V

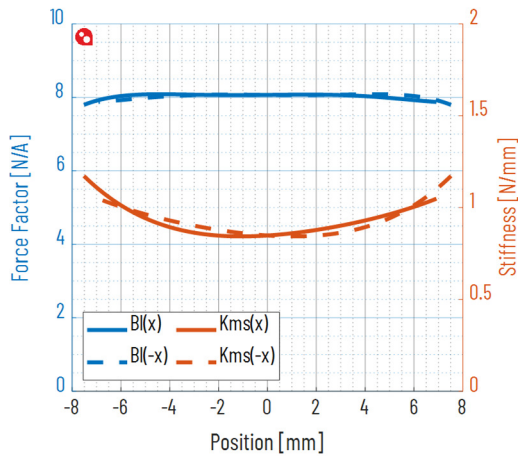


Figure 2 Force Factor and Stiffness vs Voice Coil Position

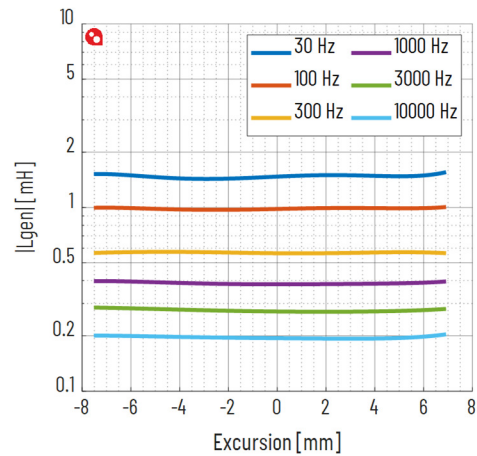


Figure 3 Inductance vs Voice Coil Position

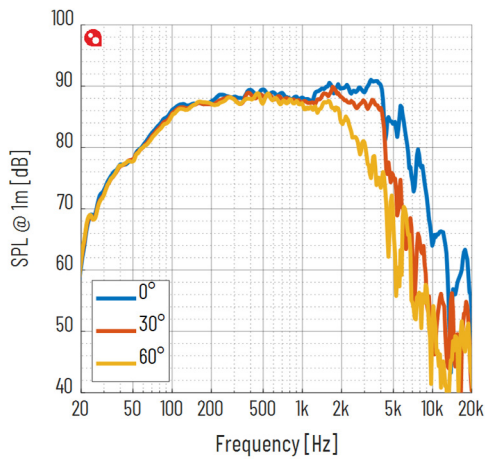


Figure 4 Axial Frequency Response @ 1m, 2.83Vrms

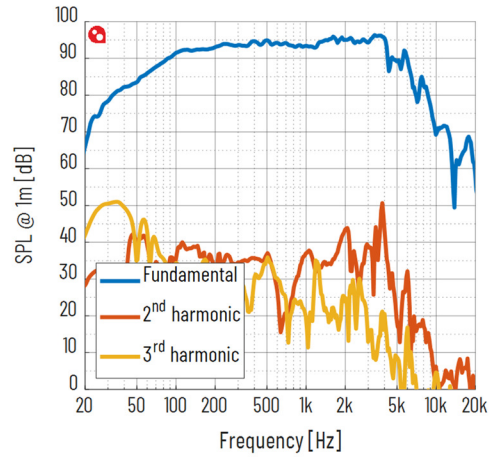


Figure 5 Frequency Response @ 1m, 94dB

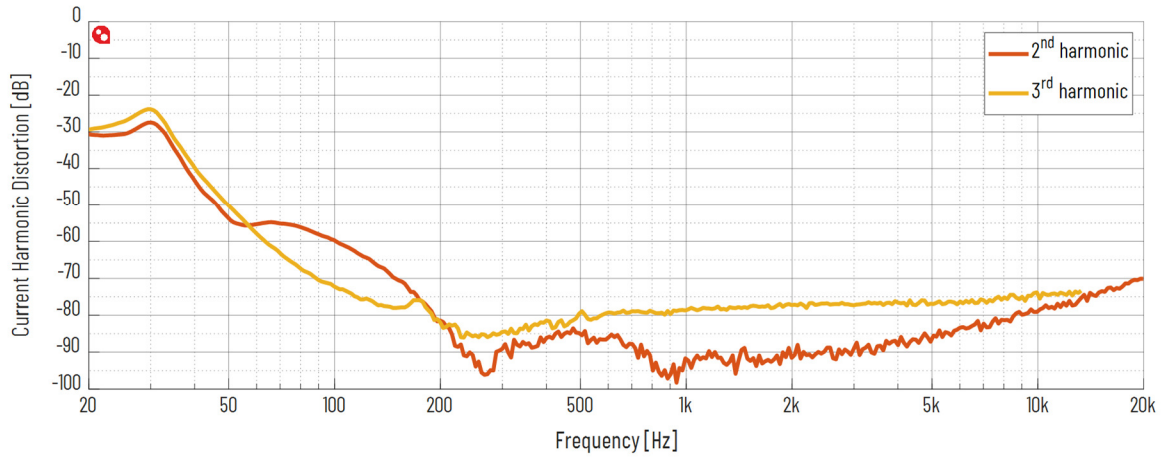


Figure 6 Current Harmonic Distortion @ 2.83Vrms

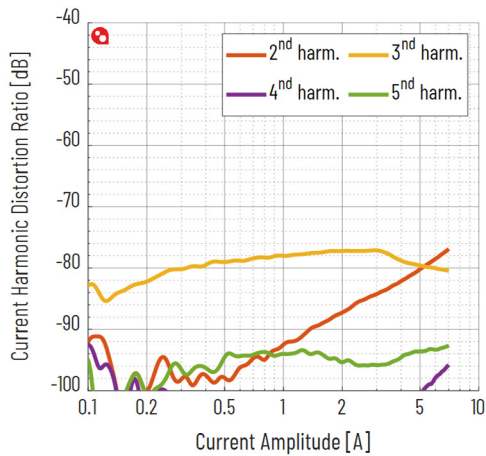


Figure 7 Current Harmonic Distortion @ 1kHz, 0-28.3Vrms

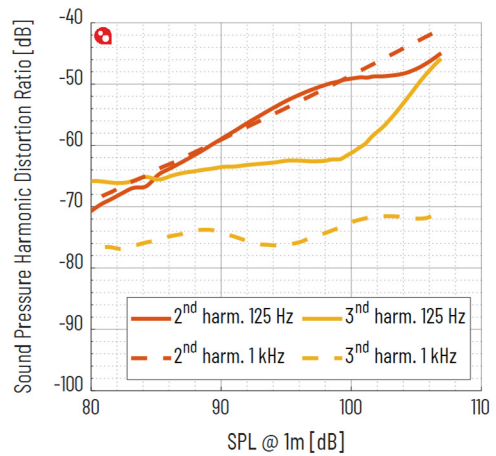


Figure 8 Sound Pressure Harmonic Distortion @ 1m, 0-28.3Vrms

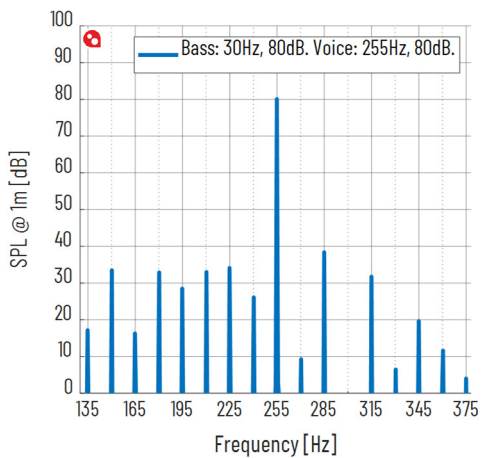


Figure 9 Intermodulation Distortion @ 30Hz 80dB, 255Hz 80dB

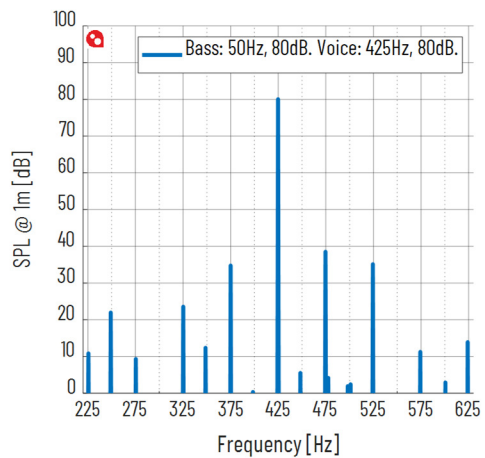
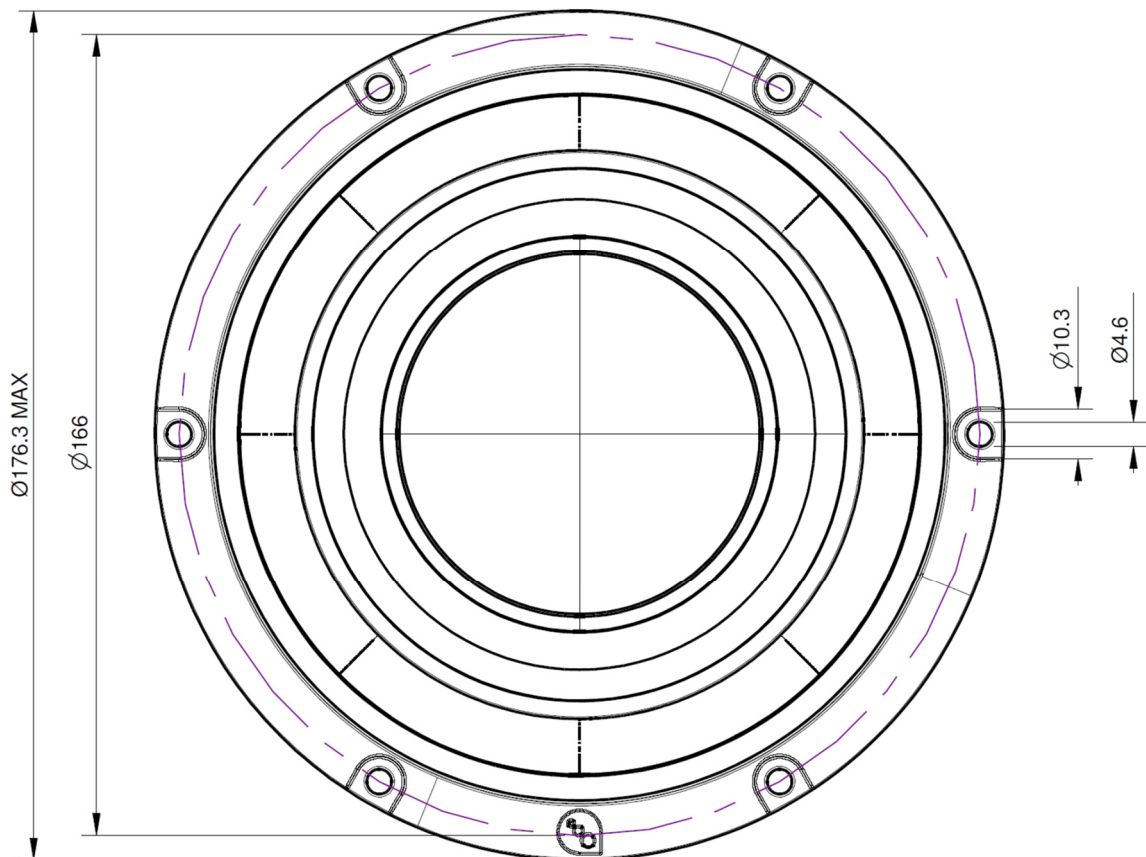
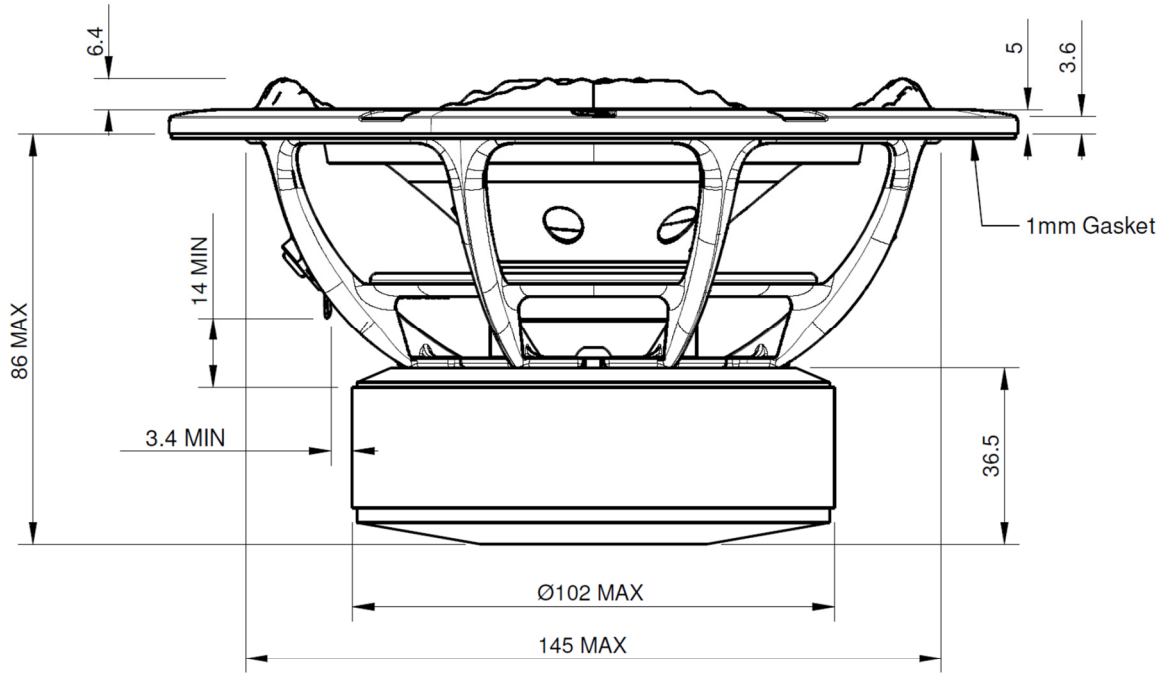


Figure 10 Intermodulation Distortion @ 50Hz 80dB, 425Hz 80dB

## 2 Drawings



Accuracy of Information: To the extent PURIFI ApS provides information on function and specifications, PURIFI ApS attempts to be as accurate as possible. However, PURIFI ApS does not warrant the accuracy of information on its website and other documents as accurate, complete, reliable, current, or error-free. All data and information in the Data Sheet are subject to change.